

SEIBU FASTENERS, INC.

10370 Slusher Dr. Unit 11 & 12

P.O. Box 4145

Santa Fe Springs, CA. 90670


Phone (562) 941-3348

Fax (562) 944-3621

TOLL FREE (866) 497-5344

STAINLESS STEEL, JIS B1188-B-A2 (+) PAN HEAD MACHINE SCREW W/SW/FW

SEIBU P/N	SIZE	WEIGHT PER/M
1303	M2-0.4 X 5-6	0.50#
803	M2-0.4 X 6-6	0.57#
1305	M2-0.4 X 8-6	0.63#
3881	M2.5-0.45 X6-6.5	1.16#
4027	M2.5-0.45 X 8-6.5	1.21#
3747	M2.5-0.45 X 10-6.5	1.24#
3750	M2.5-0.45 X 12-6.5	1.38#
3751	M2.5-0.45 X 16-6.5	1.60#
804	M2.5-0.45 X 16-7.5	1.74#
805	M3-0.5 X 5-8	1.50#
3511	M3-0.5 X 6-7	1.50#
806	M3-0.5 X 6-8	1.62#
807	M3-0.5 X 8-7	1.68#
808	M3-0.5 X 10-7	1.86#
5275	M3-0.5 X 10-8	1.86#
2658	M3-0.5 X 12-7	2.03#
809	M3-0.5 X 12-8	2.08#
3663	M3-0.5 X 16-7	2.38#
810	M3-0.5 X 16-8	2.46#
811	M3-0.5 X 20-8	2.90#
2140	M3-0.5 X 25-7	3.15#
812	M4-0.7 X 6-10	3.25#
813	M4-0.7 X 8-9	3.40#
814	M4-0.7 X 10-9	3.80#
3614	M4-0.7 X 12-9	4.15#
815	M4-0.7 X 12-10	4.35#
816	M4-0.7 X 14-8	4.40#
3615	M4-0.7 X 16-9	4.70#
817	M4-0.7 X 16-10	4.95#
3616	M4-0.7 X 20-9	5.45#
818	M4-0.7 X 20-10	5.65#
819	M4-0.7 X 25-10	6.45#
820	M4-0.7 X 30-10	7.15#
3167	M4-0.7 X 35-9	7.80#
1972	M4-0.7 X 45-8	9.35#
3162	M5-0.8 X 8-10	6.35#
3625	M5-0.8 X 10-10	6.75#
51	M5-0.8 X 10-12	7.10#
822	M5-0.8 X 12-10	7.40#
823	M5-0.8 X 16-10	8.10#
824	M5-0.8 X 16-12	8.70#
1195	M5-0.8 X 20-10	9.65#
2409	M5-0.8 X 25-10	10.77#
825	M5-0.8 X 30-10	11.70#
3177	M5-0.8 X 35-10	13.35#
6256	M6-1.0 X 10-12.5	11.60#
826	M6-1.0 X 12-11.5	11.30#
4180	M6-1.0 X 16-11.5	13.55#
828	M6-1.0 X 20-11.5	15.10#
829	M6-1.0 X 30-11.5	18.90#

**STEEL, JIS B1188-C (+) PAN HEAD MACHINE SCREW W/EXT. WASHER, ZINC PLATED.**

SEIBU P/N	SIZE	WEIGHT PER/M
6232	M2-0.4 X 4	0.35#
6233	M2-0.4 X 6	0.41#
6234	M2-0.4 X 8	0.49#

 SUPPLIER OF TOP NOTCH MERCHANDISE FOR OVER 20 YEARS

SEIBU FASTENERS, INC.

10370 Slusher Dr. Unit 11 & 12

P.O. Box 4145

Santa Fe Springs, CA. 90670

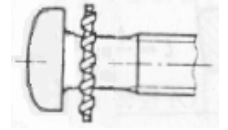
Phone (562) 941-3348

Fax (562) 944-3621

TOLL FREE (866) 497-5344

STEEL, JIS B1188-C (+) PAN HEAD MACHINE SCREW W/EXT. WASHER ZINC PLATED

SEIBU P/N	SIZE	WEIGHT PER/M
6235	M2-0.4 X 10	0.50#
830	M2.5-0.45 X 6	0.75#
6150	M2.5-0.45 X 8	0.87#
3175	M2.5-0.45 X 10	0.97#
831	M2.6-0.45 X 8 YZN	0.90#
832	M2.6-0.45 X 10	1.04#
833	M3-0.5 X 4	1.00#
834	M3-0.5 X 5	1.13#
4621	M3-0.5 X 6 YZN	1.24#
835	M3-0.5 X 6	1.24#
836	M3-0.5 X 8	1.40#
4084	M3-0.5 X 8 BLK ZN	1.40#
837	M3-0.5 X 10	1.60#
838	M3-0.5 X 12	1.76#
839	M3-0.5 X 14	1.96#
840	M3-0.5 X 16	2.12#
3270	M3-0.5 X 18	2.30#
841	M3-0.5 X 20 YZN	2.45#
6109	M3-0.5 X 20	2.45#
842	M3-0.5 X 22	2.70#
843	M3-0.5 X 25	2.93#
844	M3-0.5 X 30	3.50#
845	M3-0.5 X 35	3.80#
6257	M3.5-0.6 X 5	1.46#
846	M3.5-0.6 X 6	1.56#
848	M3.5-0.6 X 8	1.82#
849	M3.5-0.6 X 10	2.06#
3200	M3.5-0.6 X 12	2.32#
3201	M3.5-0.6 X 14	2.56#
4948	M3.5-0.6 X 16	2.82#
850	M4-0.7 X 6	2.32#
875	M4-0.7 X 6 (BIND) BLK ZN	2.83#
3688	M4-0.7 X 8 (BIND)	3.20#
851	M4-0.7 X 8	2.63#
3169	M4-0.7 X 10	2.95#
853	M4-0.7 X 12	3.30#
874	M4-0.7 X 12 (TRUSS) YZN	4.00#
802	M4-0.7 X 12 YZN	3.30#
854	M4-0.7 X 14	3.60#
855	M4-0.7 X 16	4.00#
856	M4-0.7 X 20	4.60#
857	M4-0.7 X 25	5.25#
858	M4-0.7 X 30	6.35#
6244	M4-0.7 X 35	7.20#
4953	M4-0.7 X 40	8.00#
2442	M4-0.7 X 45	8.70#
859	M4-0.7 X 45 YZN	8.70#
860	M5-0.8 X 6	4.30#
861	M5-0.8 X 8	5.05#
862	M5-0.8 X 10	5.45#
3313	M5-0.8 X 10 YZN	5.45#
4618	M5-0.8 X 12	5.90#



SEIBU FASTENERS, INC.

10370 Slusher Dr. Unit 11 & 12

P.O. Box 4145

Santa Fe Springs, CA. 90670

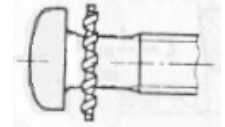
Phone (562) 941-3348

Fax (562) 944-3621

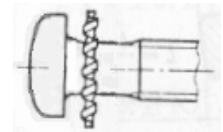
TOLL FREE (866) 497-5344

STEEL, JIS B1188-C (+) PAN HEAD MACHINE SCREW W/EXT. WASHER**ZINC PLATED**

SEIBU P/N	SIZE	WEIGHT PER/M
864	M5-0.8 X 14	6.40#
865	M5-0.8 X 16	7.00#
866	M5-0.8 X 20	8.10#
867	M5-0.8 X 25	9.20#
868	M5-0.8 X 30	10.75#
869	M5-0.8 X 35	11.70#
3214	M6-1.0 X 8	7.35#
6277	M6-1.0 X 10	7.95#
871	M6-1.0 X 10 YZN	7.95#
872	M6-1.0 X 12 YZN	8.55#
3729	M6-1.0 X 12	8.55#
4956	M6-1.0 X 14	9.45#
873	M6-1.0 X 16	10.35#
3493	M6-1.0 X 20	11.55#
2154	M6-1.0 X 25	13.55#
1974	M6-1.0 X 30	15.55#

**STAINLESS STEEL, JIS B1188-C-A2 (+) PAN HEAD MACHINE SCREW****W/EXT. WASHER**

5009	M3-0.5 X 5	1.23#
3354	M3-0.5 X 6	1.24#
6269	M3-0.5 X 8	1.43#
6270	M3-0.5 X 10	1.65#
1357	M3-0.5 X 12	1.78#
4203	M3-0.5 X 14	1.95#
4196	M3-0.5 X 16	2.17#
4172	M3-0.5 X 18	2.35#
29	M3-0.5 X 20	2.54#
4214	M3-0.5 X 25	2.98#
4225	M3-0.5 X 30	3.44#
6259	M4-0.7 X 6	2.36#
6260	M4-0.7 X 8	2.73#
6261	M4-0.7 X 10	3.08#
6262	M4-0.7 X 12	3.34#
6263	M4-0.7 X 16	4.02#
6264	M4-0.7 X 20	4.94#
6265	M5-0.8 X 8	5.55#
6266	M5-0.8 X 10	8.15#
6267	M6-1.0 X 10	8.79#
6268	M6-1.0 X 12	9.10#

**STEEL, JIS B1188-D (+) PAN HEAD MACHINE SCREW W/INT. WASHER,****YELLOW ZINC PLATED**

6354	M2.5-0.45 X 6 ZN	0.76#
6355	M2.5-0.45 X 8 ZN	0.87#
6356	M2.5-0.45 X 10 ZN	0.97#
6357	M2.5-0.45 X 12 ZN	1.13#
6358	M2.5-0.45 X 14 ZN	1.95#
3289	M2.6-0.45 X 6 ZN	0.76#
5556	M3-0.5 X 4	1.24#
3491	M3-0.5 X 5 ZN	1.28#
876	M3-0.5 X 6 ZN	1.32#
3265	M3-0.5 X 6	1.32#
877	M3-0.5 X 8	1.40#
3675	M3-0.5 X 8 ZN	1.40#
878	M3-0.5 X 8 BLK ZN	1.40#