

SEIBU FASTENERS, INC.

10370 Slusher Dr. Unit 11 & 12

P.O. Box 4145

Santa Fe Springs, CA. 90670

Phone (562) 941-3348

Fax (562) 944-3621

TOLL FREE (866) 497-5344

STAINLESS STEEL, DIN 912-A2/JIS B1176-A2 SOCKET HEAD CAP SCREW


SEIBU P/N	SIZE	WEIGHT PER/M
4541	M2.5-0.45 X 6	0.91#
2783	M2.5-0.45 X 8	1.04#
4548	M2.5-0.45 X 10	1.16#
6362	M2.5-0.45 X 12	1.20#
4110	M2.6-0.45 X 4	0.75#
6318	M2.6-0.45 X 5	0.83#
1997	M2.6-0.45 X 6	0.92#
6243	M2.6-0.45 X 8	1.00#
1059	M3-0.5 X 5	1.47#
2785	M3-0.5 X 6	1.56#
1060	M3-0.5 X 8	1.76#
1998	M3-0.5 X 10	1.94#
1061	M3-0.5 X 12	2.11#
1062	M3-0.5 X 14	2.31#
1063	M3-0.5 X 16	2.55#
3740	M3-0.5 X 18	2.77#
1064	M3-0.5 X 20	2.99#
1065	M3-0.5 X 25	3.54#
1066	M3-0.5 X 30	4.09#
1067	M4-0.7 X 8	3.63#
1068	M4-0.7 X 10	3.96#
1069	M4-0.7 X 12	4.29#
1070	M4-0.7 X 14	4.62#
1071	M4-0.7 X 16	4.95#
1072	M4-0.7 X 20	5.83#
1073	M4-0.7 X 25	6.93#
1074	M4-0.7 X 30	8.03#
1075	M4-0.7 X 35	9.13#
1076	M5-0.8 X 8	5.39#
1077	M5-0.8 X 10	5.94#
1078	M5-0.8 X 12	6.49#
1079	M5-0.8 X 16	7.59#
1080	M5-0.8 X 20	8.82#
1081	M5-0.8 X 25	10.52#
3330	M5-0.8 X 35	11.00#
3331	M5-0.8 X 40	15.60#
2220	M6-1.0 X 8	9.53#
1082	M6-1.0 X 10	10.34#
1083	M6-1.0 X 12	11.15#
1086	M6-1.0 X 20	14.37#
1087	M6-1.0 X 25	16.70#
1088	M6-1.0 X 30	19.14#
1089	M6-1.0 X 35	21.80#
1090	M8-1.25 X 20	29.48#
3333	M8-1.25 X 40	45.98#

**ALLOY STEEL, DIN 914-45H SOCKET SET SCREW, CONE POINT.**

2841	M4-0.7 X 14	2.01#
1103	M5-0.8 X 8	1.61#

ALLOY STEEL, DIN 916-45H SOCKET SET SCREW, CUP POINT.

2855	M2.5-0.45 X 3	0.17#
2950	M2.5-0.45 X 4	0.22#
1091	M2.5-0.45 X 5	0.28#
1093	M3-0.5 X 4	0.31#
1094	M3-0.5 X 5	0.40#
1095	M3-0.5 X 6	0.48#
1096	M3-0.5 X 10	0.88#
2857	M3-0.5 X 12	1.08#



 SUPPLIER OF TOP NOTCH MERCHANDISE FOR OVER 20 YEARS

SEIBU FASTENERS, INC.

10370 Slusher Dr. Unit 11 & 12

P.O. Box 4145

Santa Fe Springs, CA. 90670


Phone (562) 941-3348

Fax (562) 944-3621

TOLL FREE (866) 497-5344

ALLOY STEEL, DIN 916-45H SOCKET SET SCREW, CUP POINT.


SEIBU P/N	SIZE	WEIGHT PER/M
1098	M4-0.7 X 5	0.67#
2858	M4-0.7 X 6	0.84#
1099	M4-0.7 X 8	1.17#
1100	M4-0.7 X 10	1.50#
2859	M4-0.7 X 12	1.83#
2000	M4-0.7 X 20	3.15#
2001	M4-0.7 X 25	3.98#
2861	M5-0.8 X 5	0.92#
2862	M5-0.8 X 6	1.19#
2865	M5-0.8 X 12	2.77#
1101	M6-1.0 X 6	1.63#
2870	M6-1.0 X 8	2.40#
1102	M6-1.0 X 10	3.17#
2871	M6-1.0 X 12	3.94#
2872	M6-1.0 X 14	4.71#
2873	M6-1.0 X 16	5.08#
2877	M6-1.0 X 40	14.10#
2883	M8-1.25 X 20	12.45#
2884	M8-1.25 X 25	15.95#
2885	M8-1.25 X 30	19.45#
5343	M8-1.25 X 35	22.88#

**STAINLESS STEEL, DIN 916-A2 SOCKET SET SCREW, CUP POINT.**


2910	M4-0.7 X 3	0.45#
2912	M4-0.7 X 6	0.85#
3359	M5-0.8 X 6	1.19#

STEEL, DIN 125/JIS B1256 FLAT WASHERS, ZINC PLATED.

1132	M2-X 5 X 0.3	0.08#
3561	M2.5 X 5 X 0.5	0.20#
1133	M2.5 X 6.5 X 0.5	0.24#
1134	M3 X 7 X 0.5	0.26#
2448	M3.5 X 8 X 0.5 DIN	0.34#
1135	M3.5 X 9 X 0.5	0.34#
1136	M4 X 9 X 0.8	0.68#
1137	M5 X 10 X 1.0	0.97#
6359	M6 X 12 X 1.6	2.51#
1139	M6 X 13 X 1.0	2.63#
1140	M7 X 14 X 1.6	3.06#
1328	M8 X 15.5 X 1.6	4.20#
1141	M8 X 17 X 1.6	4.71#
1142	M10 X 21 X 2.0	8.98#
1143	M12 X 24 X 2.5	13.79#
1144	M16 X 30 X 3	28.00#
2419	M20 X 37 X 3	40.00#

**STAINLESS STEEL, DIN 125/JIS B1256-A2 FLAT WASHERS**

1145	M2.5X 6.5 X 0.5	0.24#
1146	M2.6X 5 X 0.5	0.28#
2604	M3X 8 X 0.5	0.26#
1147	M3X 7 X 0.5	0.26#
1148	M3.5X 8 X 0.5 DIN	0.34#
1149	M4X 8 X 0.5	0.49#
3765	M4X 9 X 0.8	0.61#
1150	M5.3X 10 X 1.0	0.97#
1151	M6X 12.5 X 1.6	2.15#
2428	M12X 24 X 2.5	12.50#

**STEEL, DIN-127/JIS B1251 SPLIT LOCK WASHER, ZINC PLATED.**

1152	M2	0.07#
3450	M2 YZN	0.07#

 SUPPLIER OF TOP NOTCH MERCHANDISE FOR OVER 20 YEARS