

SEIBU FASTENERS, INC.

10370 Slusher Dr. Unit 11 & 12

P.O. Box 4145

Santa Fe Springs, CA. 90670


Phone (562) 941-3348

Fax (562) 944-3621

TOLL FREE (866) 497-5344

ALLOY STEEL, DIN 916-45H SOCKET SET SCREW, CUP POINT.


SEIBU P/N	SIZE	WEIGHT PER/M
1098	M4-0.7 X 5	0.67#
2858	M4-0.7 X 6	0.84#
1099	M4-0.7 X 8	1.17#
1100	M4-0.7 X 10	1.50#
2859	M4-0.7 X 12	1.83#
2000	M4-0.7 X 20	3.15#
2001	M4-0.7 X 25	3.98#
2861	M5-0.8 X 5	0.92#
2862	M5-0.8 X 6	1.19#
2865	M5-0.8 X 12	2.77#
1101	M6-1.0 X 6	1.63#
2870	M6-1.0 X 8	2.40#
1102	M6-1.0 X 10	3.17#
2871	M6-1.0 X 12	3.94#
2872	M6-1.0 X 14	4.71#
2873	M6-1.0 X 16	5.08#
2877	M6-1.0 X 40	14.10#
2883	M8-1.25 X 20	12.45#
2884	M8-1.25 X 25	15.95#
2885	M8-1.25 X 30	19.45#
5343	M8-1.25 X 35	22.88#

**STAINLESS STEEL, DIN 916-A2 SOCKET SET SCREW, CUP POINT.**


2910	M4-0.7 X 3	0.45#
2912	M4-0.7 X 6	0.85#
3359	M5-0.8 X 6	1.19#

STEEL, DIN 125/JIS B1256 FLAT WASHERS, ZINC PLATED.

1132	M2-X 5 X 0.3	0.08#
3561	M2.5 X 5 X 0.5	0.20#
1133	M2.5 X 6.5 X 0.5	0.24#
1134	M3 X 7 X 0.5	0.26#
2448	M3.5 X 8 X 0.5 DIN	0.34#
1135	M3.5 X 9 X 0.5	0.34#
1136	M4 X 9 X 0.8	0.68#
1137	M5 X 10 X 1.0	0.97#
6359	M6 X 12 X 1.6	2.51#
1139	M6 X 13 X 1.0	2.63#
1140	M7 X 14 X 1.6	3.06#
1328	M8 X 15.5 X 1.6	4.20#
1141	M8 X 17 X 1.6	4.71#
1142	M10 X 21 X 2.0	8.98#
1143	M12 X 24 X 2.5	13.79#
1144	M16 X 30 X 3	28.00#
2419	M20 X 37 X 3	40.00#

**STAINLESS STEEL, DIN 125/JIS B1256-A2 FLAT WASHERS**

1145	M2.5X 6.5 X 0.5	0.24#
1146	M2.6X 5 X 0.5	0.28#
2604	M3X 8 X 0.5	0.26#
1147	M3X 7 X 0.5	0.26#
1148	M3.5X 8 X 0.5 DIN	0.34#
1149	M4X 8 X 0.5	0.49#
3765	M4X 9 X 0.8	0.61#
1150	M5.3X 10 X 1.0	0.97#
1151	M6X 12.5 X 1.6	2.15#
2428	M12X 24 X 2.5	12.50#

**STEEL, DIN-127/JIS B1251 SPLIT LOCK WASHER, ZINC PLATED.**

1152	M2	0.07#
3450	M2 YZN	0.07#

 SUPPLIER OF TOP NOTCH MERCHANDISE FOR OVER 20 YEARS

SEIBU FASTENERS, INC.

10370 Slusher Dr. Unit 11 & 12

P.O. Box 4145

Santa Fe Springs, CA. 90670


Phone (562) 941-3348

Fax (562) 944-3621

TOLL FREE (866) 497-5344

STEEL, DIN-127/JIS B1251 SPLIT LOCK WASHER, ZINC PLATED.


2231	M2.6	0.14#
1154	M3	0.25#
1155	M3.5	0.26#
1157	M5	0.79#
1158	M6	1.83#
1159	M7	2.05#
1160	M8	3.52#
1161	M10	5.57#
1162	M12	8.42#
1163	M14	13.22#
1164	M16	19.60#
1165	M20	30.90#
1166	M24	57.64#
2004	M30	97.46#

**STAINLESS STEEL, DIN 127/JIS B1251-A2 SPLIT LOCK WASHER**

1167	M2	0.07#
1168	M2.5	0.12#
1169	M3	0.25#
1170	M4	0.40#
1171	M5	0.79#
1172	M6	1.83#
2431	M8	3.52#
2432	M10	6.55#
2433	M12	8.42#
3260	M14	15.60#

STEEL, JIS B1255 EXTERNAL TOOTH LOCK WASHER, ZINC PLATED

3504	M2	BLK ZN	0.06#
3363	M2.5		0.09#
6123	M2.6		0.09#
1174	M3		0.10#
2171	M3.5		0.17#
1175	M4		0.21#
1176	M5		0.31#
1177	M6		0.48#
5424	M8		1.20#
2172	M10		1.80#
2173	M12		2.60#

**STAINLESS STEEL, JIS B1255-A2 EXTERNAL TOOTH LOCK WASHER**

1400	M2.6		0.06#
5241	M3		0.13#
3485	M3.5		0.16#
3487	M4		0.22#
2456	M5		0.41#
2459	M6		0.44#
2461	M8		1.13#
1913	M10		1.77#

STEEL, JIS B1255 INTERNAL TOOTH LOCK WASHER, ZINC PLATED.

SEIBU P/N	SIZE	WEIGHT PER/M	
2174	M2	0.09#	
1178	M2.5	0.10#	
1179	M3	0.14#	
1180	M3.5	0.17#	
1181	M4	0.21#	
3453	M4	BLK ZN	0.21#
1182	M5		0.31#
1183	M6		0.48#
5430	M8		1.20#
3856	M12		2.65#



 SUPPLIER OF TOP NOTCH MERCHANDISE FOR OVER 20 YEARS